

NORTH DAKOTA MILITARY

data book

2017-2018



ndcares.org





TABLE OF CONTENTS

DEMOGRAPHICS

4

EMPLOYMENT

6

HOMELESSNESS

7

BEHAVIORAL HEALTH

8

SUICIDE

10

TRAUMATIC BRAIN INJURY

11

DEPARTMENT OF CORRECTIONS

12

ABOUT ND CARES

14

RESOURCES

16

REQUEST COPIES

17

DEMOGRAPHICS

There are **52,035 VETERANS** in North Dakota

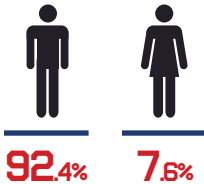
WHICH IS

9.6%



of the state's
adult population

GENDER

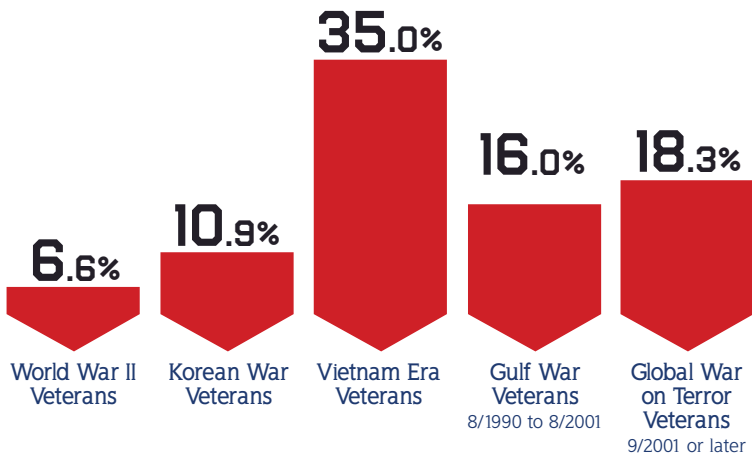


AGE



PERIOD OF SERVICE

of North Dakota Veterans



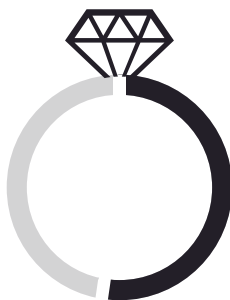
NOTE: 13.2% of ND Veterans are from periods of service other than depicted above.

Source:

North Dakota Veterans; U.S. Census Bureau, 2010-2014 American Community Survey 5-Year Estimates

MARRIAGE & CHILDREN

Nationally **51.7%**
of Department of Defense military
members are reported as married.

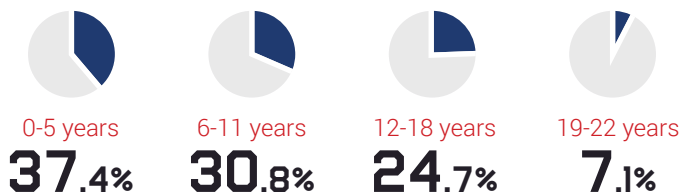


42.7%
of the total military
force in the nation has
children.



Note: Children include minor dependents age 20 or younger or dependents age 22 and younger enrolled as full-time students.

AGE OF MILITARY CHILDREN




This information depicts the distribution of Active Duty and Selected Reserve children by age group. Across the DoD, there are 1,888,486 military children.

Note: Children ages 21 to 22 must be enrolled as full-time students in order to qualify as dependents; percentages may not total to 100 due to rounding.

Source:

2013 Demographics; Profile of the Military Community; Department of Defense, United States of America;
<http://download.militaryonesource.mil/12038/MOS/Reports/2013-Demographics-Report.pdf>

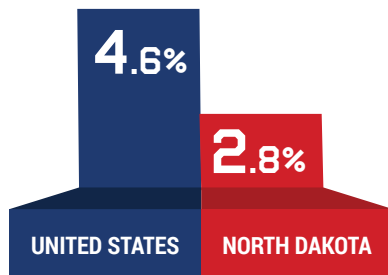
EMPLOYMENT



While most Veterans transition back to civilian life successfully, many still struggle. Securing steady employment in a rewarding, long-term career may be essential to a successful transition.

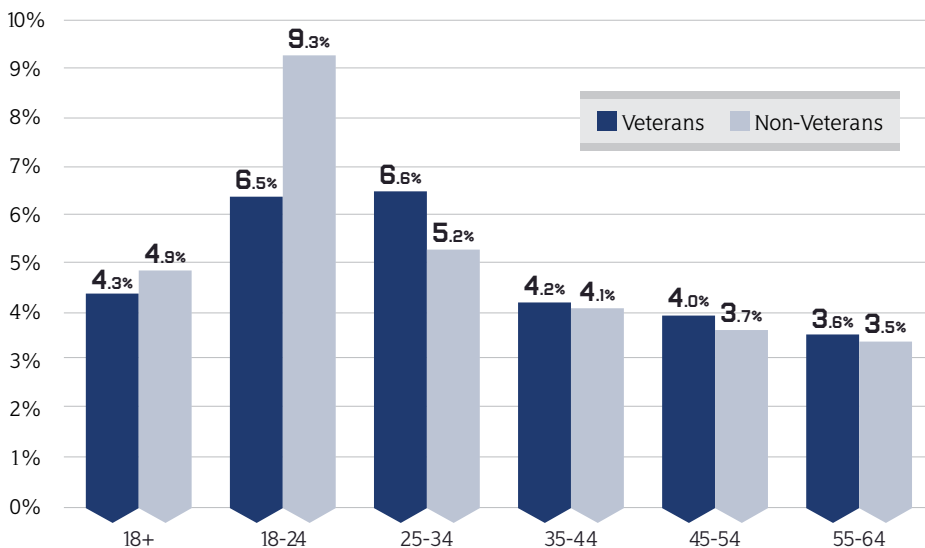
UNEMPLOYMENT RATE OF VETERANS

(age 18 and older)



Bureau of Labor Statistics, 2015 annual average

UNITED STATES VETERAN UNEMPLOYMENT PERCENTAGE BY AGE GROUP - AUGUST 2016



August 2016 Veteran Employment Update (Current Population Survey (CPS)); Veterans' Employment & Training Service; U.S. Department of Labor



85%

of ND Veterans who consulted with a Veterans Employment Representative from Job Services ND obtained gainful employment.

Weighted measure from data collection in the Veterans Employment and Training Services 200A Quarterly Report (Report period ending 06/30/2016)

HOMELESSNESS

137
HOMELESS
ND VETERANS

Sheltered

90

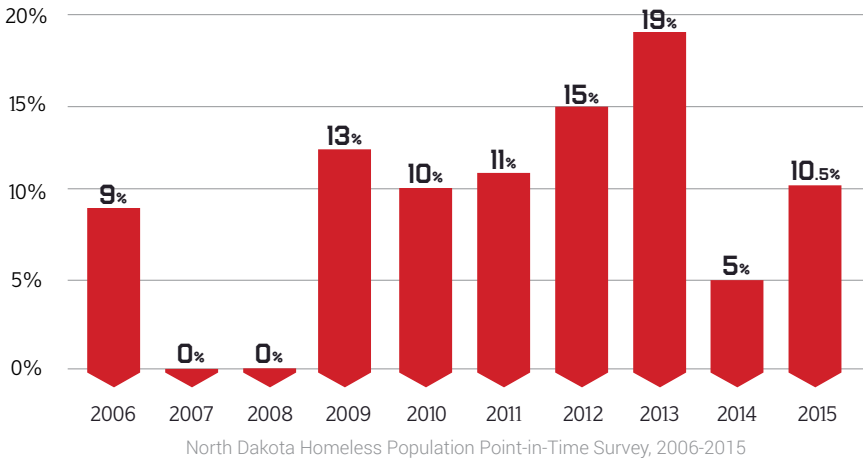
Unsheltered

47

HUD 2015 Point in Time
(PIT) Count

According to Housing and Urban Development (HUD), a "homeless individual" is an individual who lacks a fixed, regular, and adequate nighttime residence which includes temporary housing shelters.

PERCENTAGE OF HOMELESS INDIVIDUALS IN NORTH DAKOTA WHO ARE VETERANS



NATIONALLY, HOMELESS VETERANS...



51% have disabilities



57% are white males, compared to **38%** of non-Veterans



50% have serious mental illness



50% are age 51 or older, compared to **19%** non-Veterans

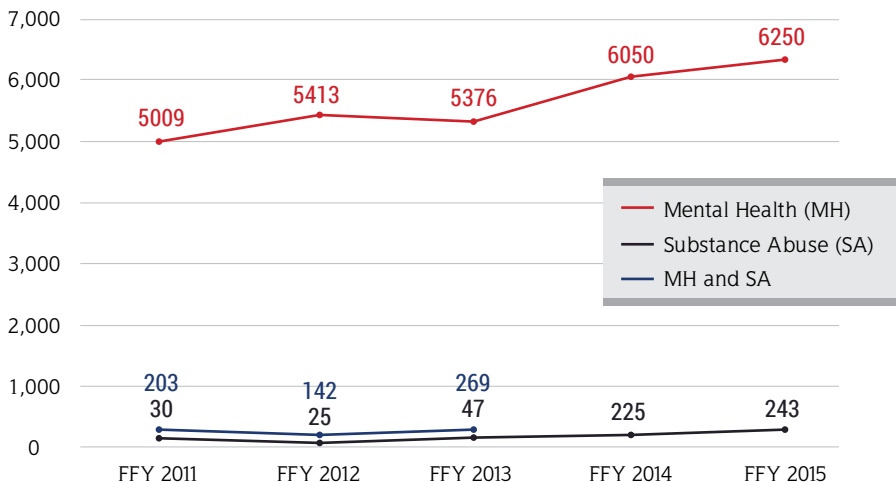


70% have substance abuse problems

BEHAVIORAL HEALTH

VETERANS ADMINISTRATION (VA) FARGO

Number of Veterans who received behavioral health services from Veterans health in North Dakota

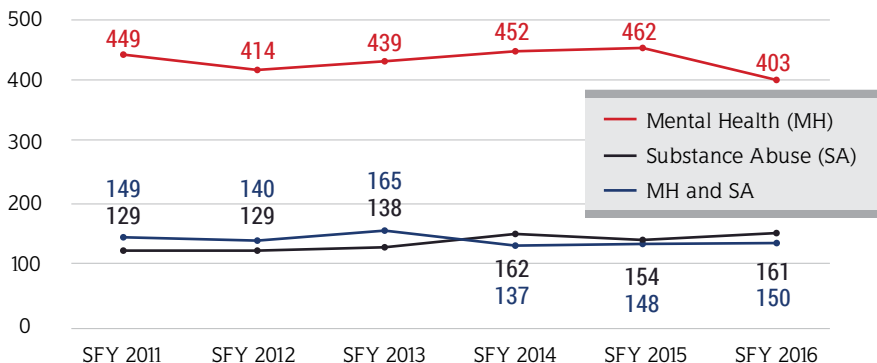


US Department of Veterans Affairs; Fargo VA Health Care System

For the purposes of VA health benefits and services, a person who served in the active military service and who was discharged or released under conditions other than dishonorable is a Veteran.

ND HUMAN SERVICE CENTERS

Number of individuals who are veterans or served in the military who received behavioral health services from the Human Service Centers in North Dakota.



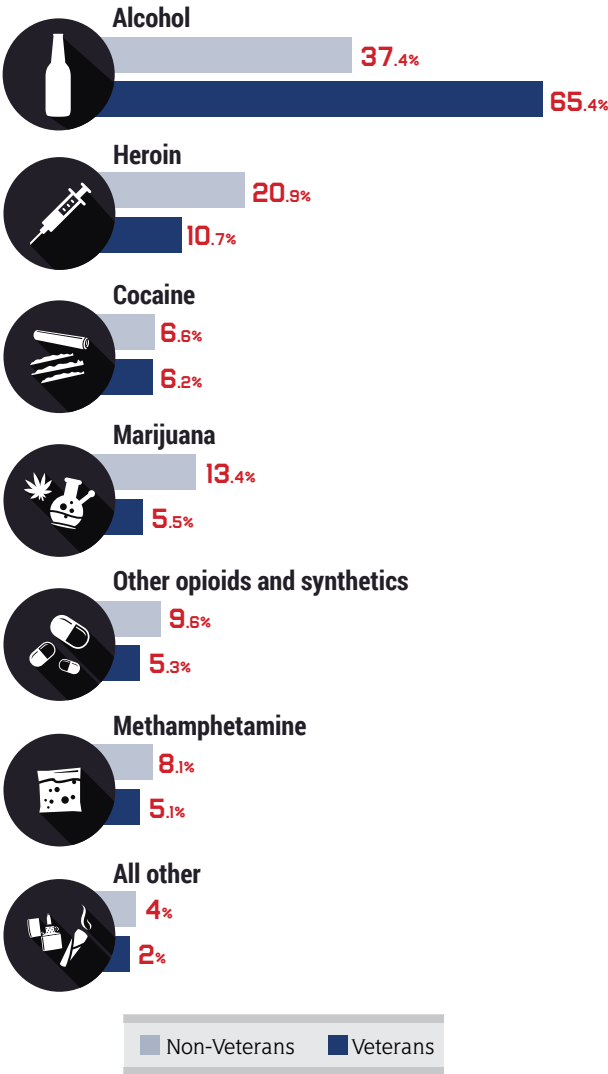
Source: ND Human Service Centers



Yearly, on average **769** Veterans or individuals who served in the military are treated in the ND Human Service Centers.

FFY - Federal Fiscal Year SFY - State Fiscal Year

NATIONAL ADMISSIONS TO SUBSTANCE ABUSE TREATMENT BY VETERAN STATUS AND PRIMARY SUBSTANCE OF ABUSE



Substance Abuse and Mental Health Services Administration (SAMHSA) Treatment Episode Data Set (TEDS), 2013, based on data from adults aged 18 or older received through January 23, 2015; www.samhsa.gov/data/sites/default/files/report_2111/Spotlight-2111.html



Every year, thousands of service members leave active duty service and become military Veterans within their communities. The demands of military service, including the trauma of combat, may contribute to substance use among Veterans.



Nationally, **1.5 MILLION** Veterans aged 17 or older (6.6 percent of this population) had a substance use disorder in the past year.

2013 National Survey on Drug Use and Health; www.samhsa.gov/data/sites/default/files/report_1969/Spotlight-1969.pdf

SUICIDE

Since the Global War on Terrorism began, more North Dakota National Guard members have died by suicide than in combat.



While the suicide rate among adult civilians has increased **23%** since 2001, the rate among Veterans has increased **35%**, according to data from the United States Department of Veterans Affairs (VA).

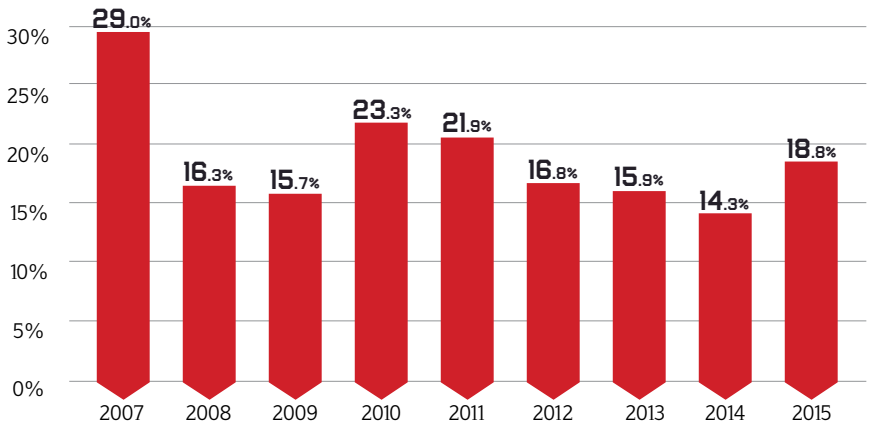
Suicide Prevention Resource Center;
www.sprc.org/news/suicide-rate-among-veterans-has-risen-sharply-2001



Recent estimates suggest that **22 VETERANS** may die by suicide each day.

Suicide Prevention Resource Center;
www.sprc.org/populations/military-veterans

ND INDIVIDUALS WHO LOST THEIR LIVES TO SUICIDE WHO WERE OF VETERAN STATUS



ND Vital Records

The causes of suicide are complex and determined by multiple combinations of factors, such as mental illness, substance abuse, painful losses, exposure to violence, and social isolation.

The most critical risk factors for suicide are prior suicide attempts, mood disorders (such as depression), alcohol and drug use, and access to lethal means.

TRAUMATIC BRAIN INJURY

A Traumatic Brain Injury (TBI) is caused by a

BUMP

BLOW

JOLT

to the head or a penetrating head injury that disrupts the normal function of the brain.

From 2000 through 2011, **4.2%** (235,046 of 5,603,720) of service members who served in all components of the Army, Air Force, Navy, and Marine Corps were diagnosed with a TBI.

The overall rate of TBI among active duty service members **more than doubled** from 720.3 per 100,000 service members to 1,811.4 per 100,000 service members from 2000 to 2011.

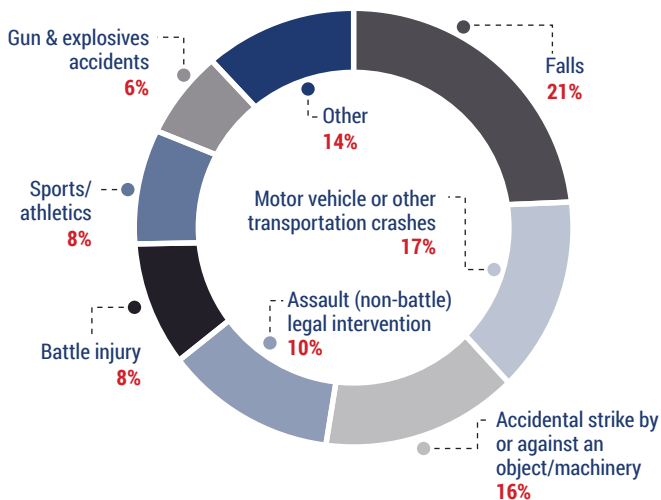
The majority of TBIs that service members and Veterans sustained between 2000 and 2013 were diagnosed outside of combat. **Falls and motor vehicle/transportation crashes** are the two leading causes of TBIs — both of which can be **preventable**.

The CDC, NIH, DoD, and VA Leadership Panel. Report to Congress on Traumatic Brain Injury in the United States: Understanding the Public Health Problem among Current and Former Military Personnel. 2013.; www.cdc.gov/traumaticbraininjury/pdf/report_to_congress_on_traumatic_brain_injury_2013-a.pdf

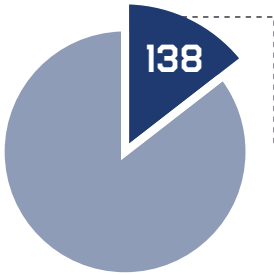
CAUSES OF TBI DIAGNOSED AT MILITARY TREATMENT FACILITIES NATIONWIDE

TBI numbers for the external causes of injury are for active components only. These numbers do not include repeat TBI encounters in garrison. Percentages have been rounded. Battle injury refers to injuries from enemy action, including late effects which can occur any time after injury.

Defense Medical Surveillance System as of Sept. 17, 2013. Prepared by Armed Forces Health Surveillance Center



DEPARTMENT OF CORRECTIONS



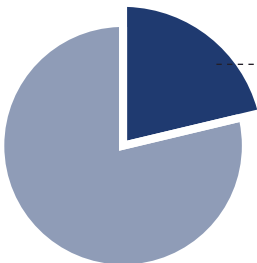
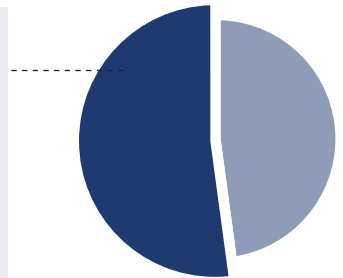
13% of inmates in ND have some history of military service.

44 of the **138** inmates have an honorable, medical, training, administrative, or general discharge status.

ND INMATES WITH MILITARY SERVICE

51% are diagnosed with at least one substance use disorder (SUD).

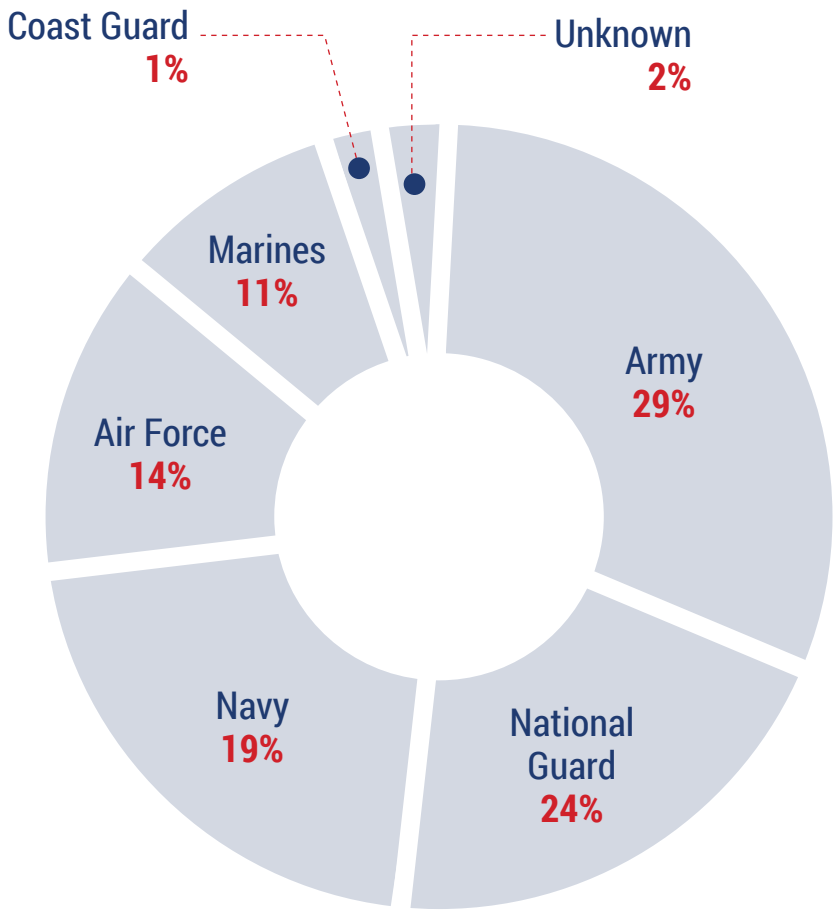
Overall, about **75%** of the inmate population has an SUD diagnosis.



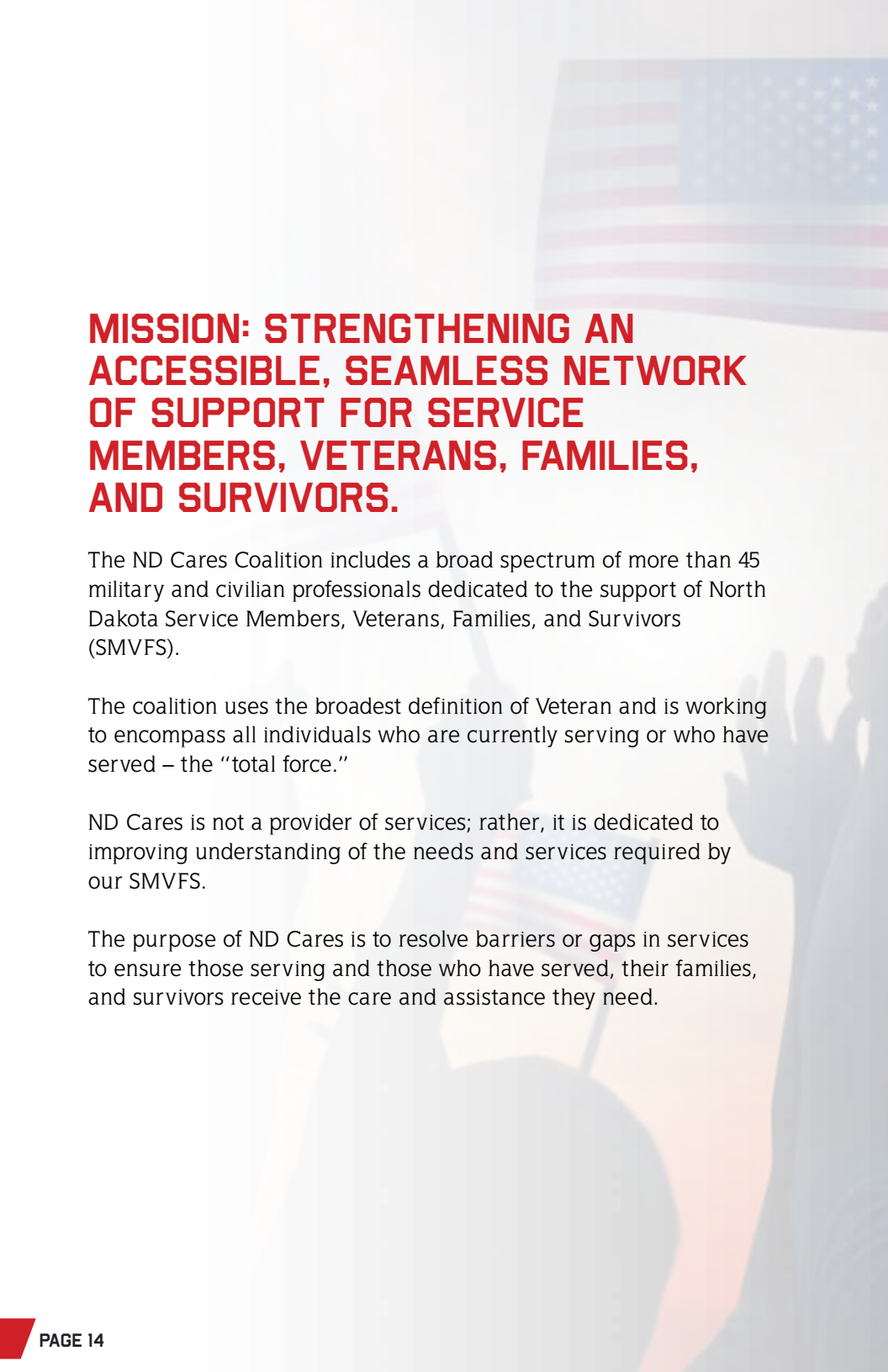
20% are diagnosed with a serious mental illness (SMI).

Overall, about **6-8%** of the inmate population is designated SMI.

**MILITARY BRANCHES REPRESENTED
AMONG ND INMATES (ACTIVE & RESERVE)**



Source:
Source: ND Department of Corrections, Census as of September 2016



MISSION: STRENGTHENING AN ACCESSIBLE, SEAMLESS NETWORK OF SUPPORT FOR SERVICE MEMBERS, VETERANS, FAMILIES, AND SURVIVORS.

The ND Cares Coalition includes a broad spectrum of more than 45 military and civilian professionals dedicated to the support of North Dakota Service Members, Veterans, Families, and Survivors (SMVFS).

The coalition uses the broadest definition of Veteran and is working to encompass all individuals who are currently serving or who have served – the “total force.”

ND Cares is not a provider of services; rather, it is dedicated to improving understanding of the needs and services required by our SMVFS.

The purpose of ND Cares is to resolve barriers or gaps in services to ensure those serving and those who have served, their families, and survivors receive the care and assistance they need.

ND CARES GOALS

1. Conducting a comprehensive assessment of needs.

2. Integrating existing programs and resources to strengthen an effective and efficient system.

3. Developing a leader network to support collaborative efforts.

ND CARES PRIORITIES

1. Develop strong partnerships statewide that measurably improve access to services.

2. Communicate broadly, both internally and externally, the mission and vision of ND Cares.

RESOURCES

NATIONAL

warriorgateway.org

militaryonesource.mil

va.gov

NORTH DAKOTA

ndguard.ngb.army.mil

nd.gov/veterans

ndhealth.gov/suicideprevention

nd.gov/dhs/services/mentalhealth

prevention.nd.gov

parentslead.org





TO REQUEST COPIES

ONLINE : prevention.nd.gov

EMAIL : ndprmc@nd.gov

PHONE : 701.328.8919

NORTH DAKOTA
PREVENTION
RESOURCE & MEDIA CENTER

NOTES



Strengthening an accessible,
seamless network of support for
Service Members, Veterans,
Families, and Survivors.



ndcares.org
ndcares@nd.gov
701.333.2015